

Comparison 2025 Release

Summary of Changes: In this release, we are excited to introduce you to the following new functionalities and improvements:

- Portfolio Canvas Enhancements (Comments, Pagination, and Copy/Paste Min%)
- Visualization Enhancements (Heading, Filter, Select/Deselect Categories and Legend)
- Support multiple model upload
- Add or remove multiple participants to or from groups
- Copy and paste Attributes and Groups
- Objectives Hierarchy View box orientation
- Assign the invited user to a template (copy) of the model
- Create groups based on the inconsistency Reports filter
- Time Periods screen Enhancements
 - PPM: Half-Year and Quarter-Year Format
 - PPM: %Funded on Time Period Results
 - UI enhancements
- Use "Two-step evaluation mode" for verbal multi-pairwise judgments
- Edit the "Intensity Name" label
- Judgment Matrix - count of possible inverted judgments

Other minor changes and enhancements include:

- Model Title field
- Print Model description
- Charts Scrolling
- Freeze column in the Synthesize Grid
- Added Count on Participants screen
- Update Goal node from CS
- Copy Hyperlinks as Rich Texts
- Menu and Heading changes

Portfolio Canvas Enhancements (Comments, Wrapping, Pagination, and Copy/Paste Min%)

We have made the following enhancements to the Portfolio Canvas page:

- Added **Comments** column where the Project Manager can add notes, descriptions, and other details for the corresponding alternative.

Resource Allocation for scenario "Default Scenario"

Budget Limit: 15,000.0

Funded Cost: 14,190.0

Expected Benefit: 5.6020

Base Case Maxim...: 7.7899

Effectiveness: 71.9%

Ignore: Musts Must Notes Custom Constraints (2+3) Dependencies Groups

Use all Ignore all

Funding Pools Risks Time Periods Min Max

Base Case includes:

Groups

Scenario: Default Scenario

Auto-solve

ID	Info	Alternatives	Comments	Funded	Benefit	E. Benefit	Risk	P. Success	P. Failure
1		01. Cloud Migration (Vendor selected ...		Yes	0.5191	0.4058	0.1133	0.7818	0.2182
2		02. Cisco Routers		Yes	0.5465	0.5039	0.0426	0.9221	0.0779
3		03. Desktop Replacements			0.3959	0.3651	0.0308	0.9221	0.0779
4		04. EMC VMAX Enterprise Storage		Yes	0.4998	0.4608	0.0389	0.9221	0.0779
5		05. Firewall and Antivirus Licenses			0.4800	0.4427	0.0374	0.9221	0.0779
6		06. Iron Mountain Cloud Backup Servi...		Yes	0.5854	0.5398	0.0456	0.9221	0.0779
7		07. Laptop Replacements			0.2810	0.2592	0.0219	0.9221	0.0779
8		08. Mobile Workforce Smartphone App			0.2867	0.1919	0.0948	0.6694	0.3306
9		09. Oracle 12 Upgrade		Yes	0.6081	0.4982	0.1099	0.8192	0.1808

- Added **pagination** to enhance performance for models with many alternatives, limiting to 200 alternatives per page.

0.0000	1.0000	0.0000	325,125.8	0.0020		<input type="checkbox"/>
0.0000	1.0000	0.0000	40,949.0	0.0143		<input type="checkbox"/>
0.0000	1.0000	0.0000	585,712.4	0.0010		<input type="checkbox"/>
0.0000	1.0000	0.0000	42,146.4	0.0145		<input type="checkbox"/>
			19,998,505.2			
			565,325,942.0			
<div style="border: 1px solid red; padding: 2px; display: inline-block;"> 1 2 3 4 5 ... 15 </div>						

- Allow to **copy and paste on the Min% column**

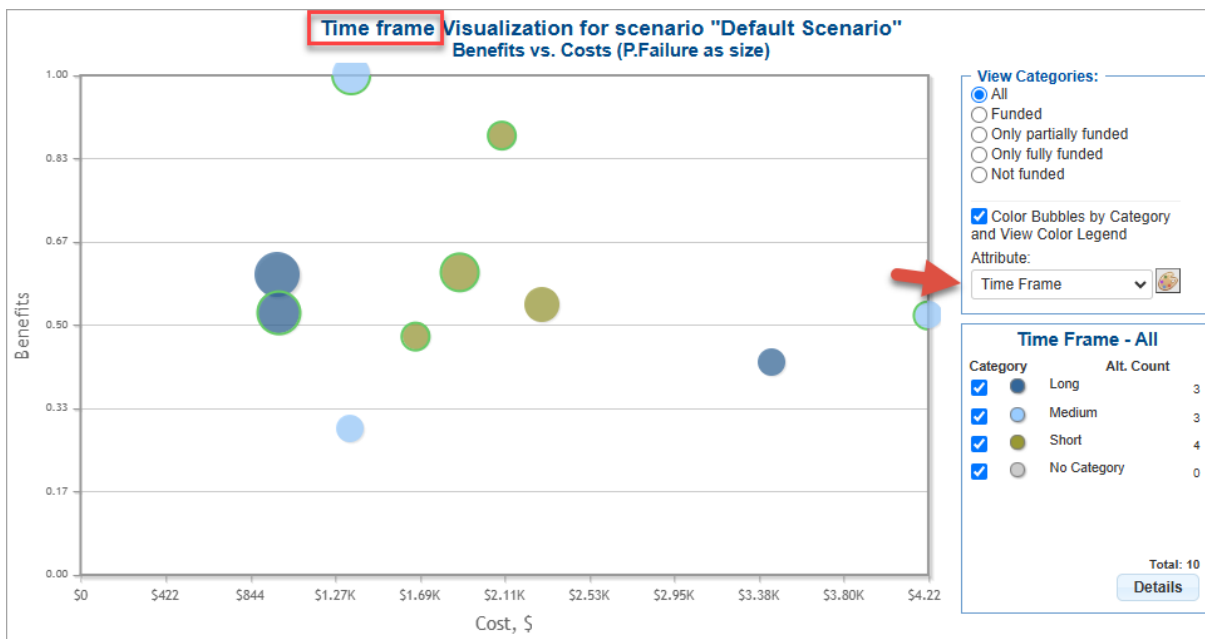
Benefit-c	Min %
0.5243	<input type="checkbox"/>
1.0929	<input type="checkbox"/>

Copy Column

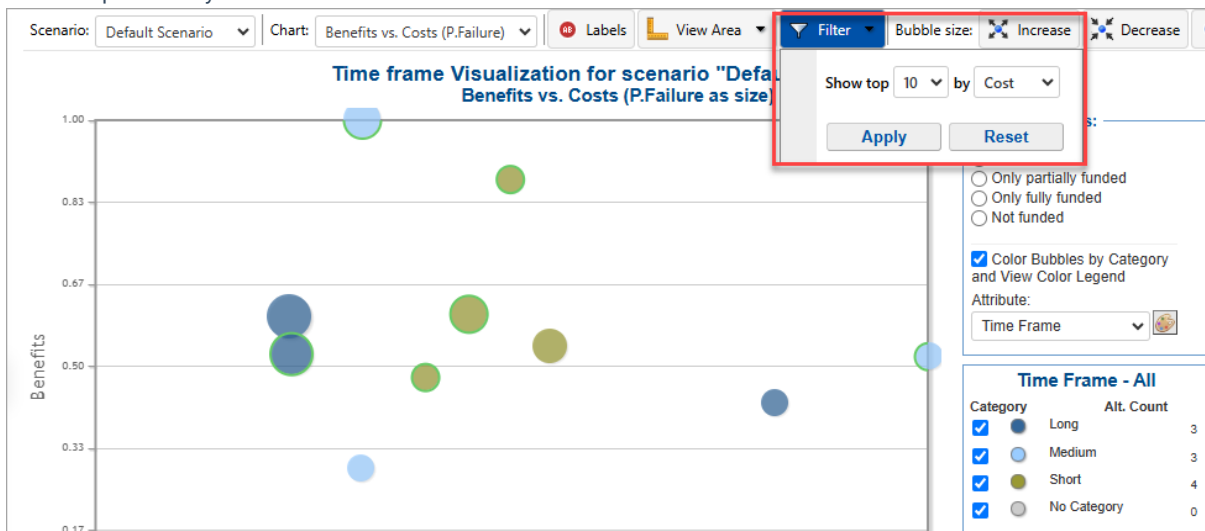
Paste Column

Visualization Enhancements (Heading, Filter, Select/Deselect Categories and Legend)

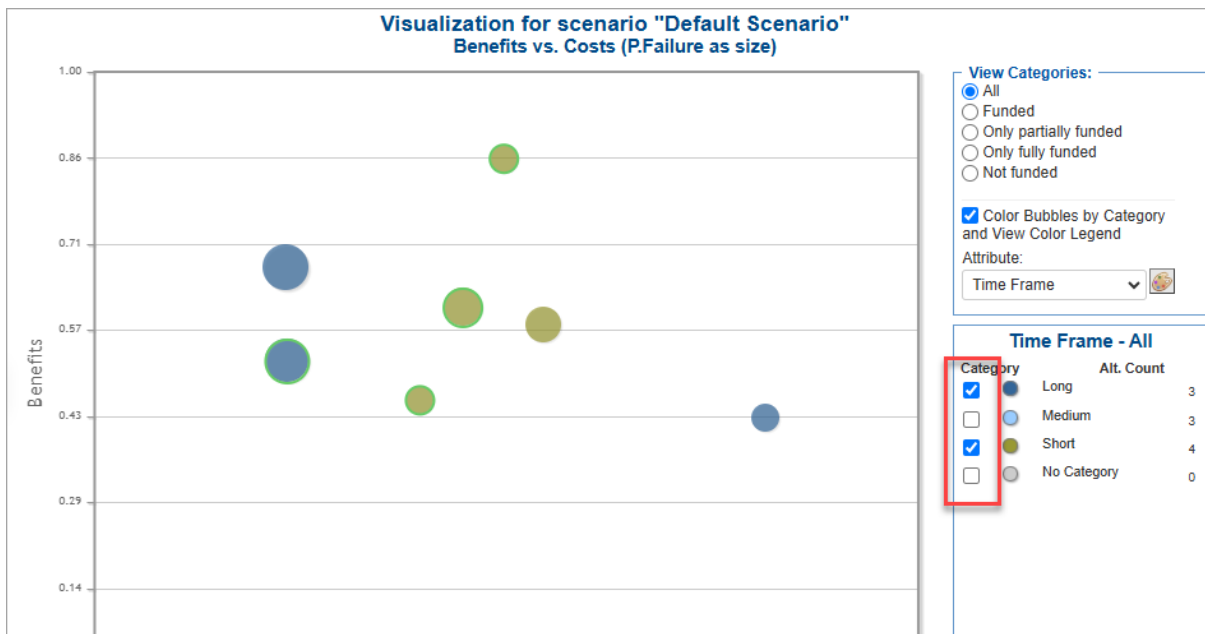
- Added the selected category to the heading



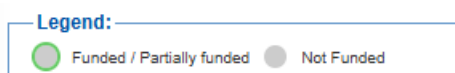
- Added Top N filter by Cost or Benefit



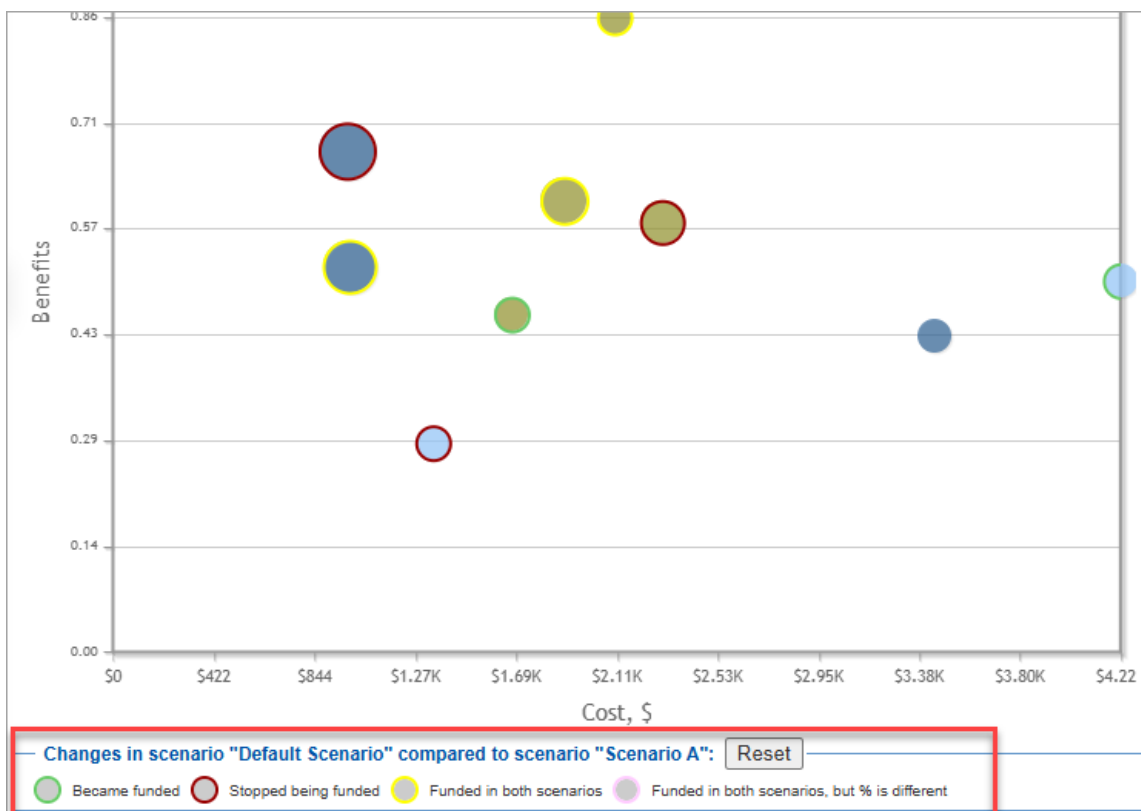
- Select/Deselect Categories



- Improved Legend
 - Added a default legend for Funded/Partially Funded and Not Funded options. Previously, the legend is only displayed when switching to another scenario



- The scenario comparison legend now matches the bubbles, and a Reset option has been added to clear the comparison.



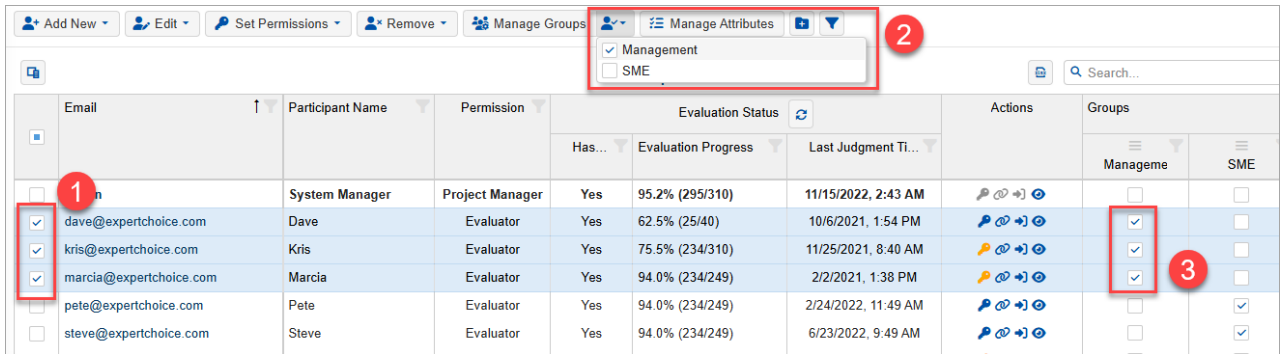
Add or remove multiple participants to or from groups

Expert Choice Comparison® Help Document

The Project Manager can now select multiple participants and assign or remove them to or from groups. This feature is helpful as it eliminates the need to handle participant group assignments one by one.

To do this, simply:

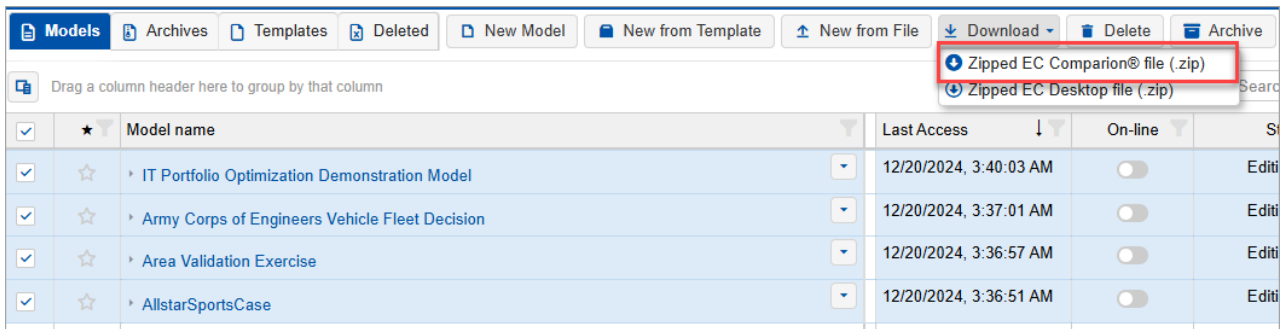
1. select the participants to add or remove to or from a group
2. click the user assignment button at the top and select/deselect the group
3. the group assignment will then be reflected in the Groups column.



Support multiple model upload

We now allow uploading multiple Comparison models at once (multiple AHPS files compressed into a .zip file).

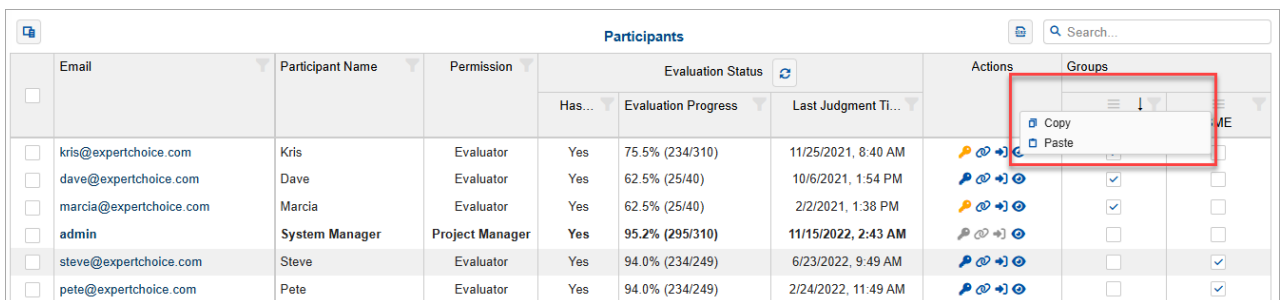
From the Comparison models list page, select and download multiple AHPS models. Comparison will download the models in a .zip file, which can later be uploaded back using the "New from file" option.



You can also manually compress the AHPS files into a .zip format using any compression software,

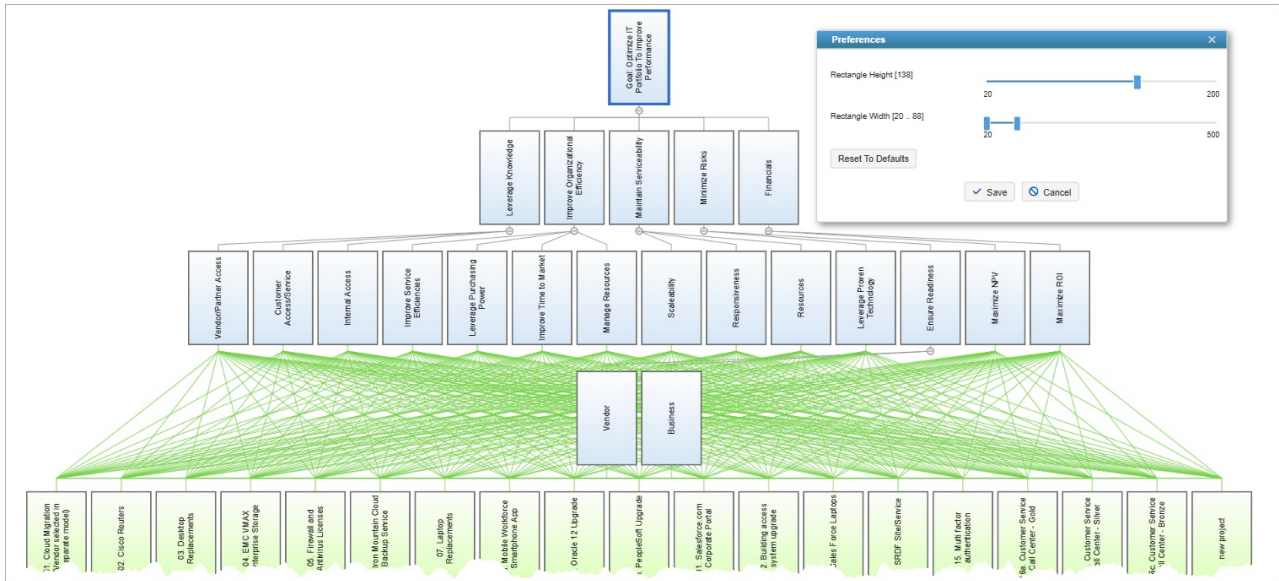
Copy and paste Attributes and Groups columns

Attributes and group assignments can now be copied from one column (or external source) to another, using values such as "true" or "false".



Objectives Hierarchy View box orientation

The Objectives Hierarchy boxes can now be displayed vertically instead of horizontally depending on the box size, as specified in the Preferences.



Create groups based on the Inconsistency Reports filter

The Project Manager can now create a participants' group based on the filtered list from the Inconsistency Report.

For example, if a filter is created for inconsistency ratio > 0.2, clicking "Create Group" will generate a group with the filtered users.

The screenshot shows the Expert Choice Comparison software interface. The 'Workgroup' is 'Comparison® model: IT Portfolio Optimization'. The 'REPORTS' tab is active, showing the 'Inconsistency' report. The report table has columns for 'Participant', 'Email', 'Objective', 'Path', 'Inconsistency', 'Number Of Children', and 'Action'. A filter is applied: '(Inconsistency) Is greater than 0.2000'. The 'Create Group' button is highlighted with a red box. Below the table, there are buttons for 'Refresh', 'RTF', 'PDF', and 'XLS'. The 'Action' column contains icons for adding and removing participants from a group.

Participant	Email	Objective	Path	Inconsistency	Number Of Children	Action
Kris	Kris@expertchoice.com	Leverage Knowledge	Goal: Optimize IT Portfolio To Improve Performance Leverage Knowledge	1.0317	3	+
Pete	Pete@expertchoice.com	Leverage Knowledge	Goal: Optimize IT Portfolio To Improve Performance Leverage Knowledge	0.4376	3	+
Marcia	Marcia@expertchoice.com	Leverage Knowledge	Goal: Optimize IT Portfolio To Improve Performance Leverage Knowledge	0.3501	3	+
<input checked="" type="checkbox"/> (Inconsistency) Is greater than 0.2000 Clear						

Time Periods screen Enhancements

- PPM: Added Half-Years and Quarters Format on the Time periods screens

Solve Effectiveness: 71.82% Scenario: Default Scenario Period format: **Half-Years** Period step: 1 Start year: 2024 Use discount factor: 0.00001 Distributed Distributed

ID	Alternatives	Cost	FY24 H1	FY24 H2	FY25 H1	FY25 H2
1	01. Cloud Migration (Vend...	990.00	600.00	390.00		
2	02. Cisco Routers	500.00	500.00			
3	03. Desktop Replacements	800.00	800.00			
4	04. EMC VMAX Enterprise S...	4,220.00		2,110.00	2,110.00	
5	05. Firewall and Antiviru...	120.00	120.00			
6	06. Iron Mountain Cloud B...	430.00	430.00			
7	07. Laptop Replacements	1,340.00	1,340.00			
8	08. Mobile Workforce Smar...	230.00	230.00			

Solve Effectiveness: 71.82% Scenario: Default Scenario Period format: **Quarters** Period step: 1 Start year: 2024 Use discount factor: 0.00001 Distributed Distributed

ID	Alternatives	Cost	FY24 Q1	FY24 Q2	FY24 Q3	FY24 Q4
1	01. Cloud Migration (Vend...	990.00	600.00	390.00		
2	02. Cisco Routers	500.00	500.00			
3	03. Desktop Replacements	800.00	800.00			
4	04. EMC VMAX Enterprise S...	4,220.00		2,110.00	2,110.00	
5	05. Firewall and Antiviru...	120.00	120.00			
6	06. Iron Mountain Cloud B...	430.00	430.00			
7	07. Laptop Replacements	1,340.00	1,340.00			
8	08. Mobile Workforce Smar...	230.00	230.00			

- PPM: Added %Funded on the Time Period Results given the specified Max limit
 - **%Funded** = (Funded/Max) x100

ID	Alternatives	Cost	Q1 24	Q2 24	Q3 24	Q4 24
7	07. Laptop Replacements	1,340.00	1,340.00			
8	08. Mobile Workforce Smar...	230.00	230.00			
9	09. Oracle 12 Upgrade	1,890.00				1,890.00
10	10. PeopleSoft Upgrade	1,670.00		1,670.00		
11	11. Salesforce.com Corpor...	1,350.00		675.00	675.00	
12	12. Building access syste...	2,300.00	2,300.00			
13	13. Sales Force Laptops	150.00	150.00			
14	14. SRDF Site/Service	3,440.00	3,440.00			
15	15. Multi factor authenti...	2,100.00	2,100.00			
16	16a. Customer Service Cal...	980.00	980.00			
17	16b. Customer Service Cal...	890.00	890.00			
18	16c. Customer Service Cal...	800.00		800.00		
19	new project	0.00	0.00			
20	xx	0.00	0.00			
21	11	0.00	0.00			
		Min Cost				
		Max Cost	5,000.00	5,000.00	5,000.00	5,000.00
Funded Cost		14,190.00	4,670.00 93.40%	4,845.00 96.90%	2,785.00 55.70%	1,890.00 37.80%
Total Cost		24,200.00	13,880.00	5,645.00	2,785.00	1,890.00

- Freeze the first column and title row for better scrolling. Added Search, and adjusted the column width.

Use "Two-step evaluation mode" for verbal multi-pairwise judgments

Added "two-step evaluation mode" for multi-PW verbal evaluation. The user must first select which side (left, right – or equal). After choosing the left or right side, the user will then select the verbal intensity. This feature assists users who have difficulty and tend to enter judgments on the wrong side

Evaluate the *relative importance* with respect to **Goal: Optimize IT Portfolio To Improve Performance** of the two objectives in each pair below

Improve Organizational Efficiency | **Goal: Optimize IT Portfolio To...** | Maintain Serviceability

This sample model reviews how an organization might prioritize, optimize, and select

Sustainment of data & infrastructure.

Which is more important:
 ← Left Equal Right →

View as Evaluator
 Two step evaluation mode

1 2 3 4 5 6 7 8 9 10 11 ... 95 Evaluated: 30/310 #Judgments: 3/10

Edit Rating Intensity Name label

The Project Manager can now customize the wording for Rating Intensity (the default is "Intensity Name") using the rating scale editor. These changes will be reflected in the evaluation.

Manage Scales

Measurement Method: Rating Scale Use as default

Measurement Scale: Scale for Vendor/Partner Access Create New Clone Delete

Scale Name: Scale for Vendor/Partner Access Edit description

Rating Intensity

Edit wording

Use wording: Rating Intensity

Reset Save Cancel

Rate the preference of Alternatives with respect to **Minimize Risks > Ensure Readiness > Business**

01. Cloud Migration (Vendor selected in separate model) Not rated

02. Cisco Routers Not rated

03. Desktop Replacements Not rated

04. EMC VMAX Enterprise Storage Not rated

05. Firewall and Antivirus Licenses Not rated

06. Iron Mountain Cloud Backup Service Not rated

07. Laptop Replacements Not rated

08. Mobile Workforce Smartphone App Not rated

09. Oracle 12 Upgrade Not rated

10. PeopleSoft Upgrade Not rated

11. Salesforce.com Commerce Cloud Not rated

01. Cloud Migration (Vendor selected in...)

Rating Intensity Priority

Not rated

Little to No Risk 100.0%

Some Risk 75.4%

Moderate Risk 53.8%

Moderate to High Risk 35.4%

High Risk 12.3%

Extremely High Risk 0.0%

Direct Value

Judgment Matrix - Count of possible inverted judgments

Judgment Table

If elements in the table are sorted from high to low priority, then judgments should generally be increasing in any row from left to right, and in any column from bottom to top. Although exceptions to this pattern are valid, they may indicate a judgment that should be examined for accuracy.

<input type="radio"/> Sort by priority <input checked="" type="radio"/> Sort by original order	Vendor/Partner Access	Customer Access/Service	Internal Access
Vendor/Partner Access 53%		3.3	1.6
Customer Access/Service 18%			1.4
Internal Access 29%			

Click a cell in the upper matrix to review or revise a judgment, including missing judgments. To change several judgments at once, click "Make changes on this screen"

Red numbers indicate judgments for which the column element is more important than the row element.

Count of possible inverted judgments: 1 out of 3

Other minor changes and enhancements include:

Model Title field

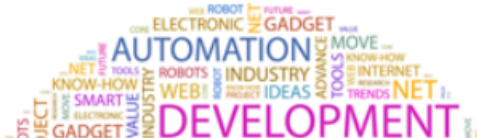
We've added a Model Title field. By default when creating a new model, the Model title is the same as the Model name.

Description

Model Details

Comparison® Model Name: *

Model Title:

Model Description:
 Project Portfolio Management - evaluating budgeting of investments / initiatives (pr the highest contribution to the strategy.
 "Do the right things."


In future releases, we will work on using the model title as the heading of the results screens.

Print Model Description

Added print option on the model description page

Description

Model Details

Comparison® Model Name: * IT Portfolio Optimization Demonstration Model

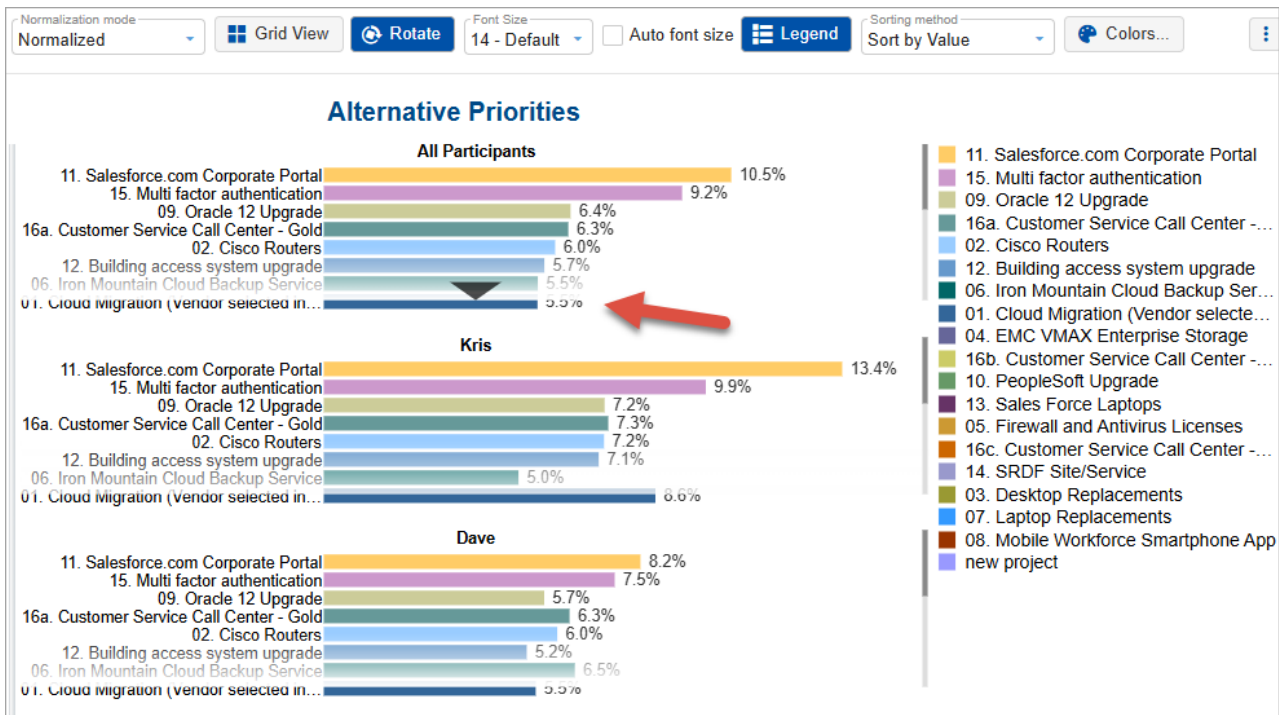
Model Title: IT Portfolio Optimization Demonstration

Model Description: Project Portfolio Management - evaluation, prioritization, selection, and budgeting of investments / initiatives (projects, assets, people) that provide the highest contribution to the strategy.

"Do the right things."

Charts Scrolling

We now allow scrolling on the charts bar to ensure that the specified font size is maintained. The Project Manager can still select auto font size to fit the chart to the screen. Previously, texts were automatically adjusted regardless of whether the auto font size was enabled



ID	Alternative Name	[All Participants]	Dave	Kris
1	01. Cloud Migration (Vendor selected in separ...		5%	8.6%
2	02. Cisco Routers		6%	7.2%
3	03. Desktop Replacements			3.5%
4	04. EMC VMAX Enterprise Storage	5.5%	5.8%	5%
5	05. Firewall and Antivirus Licenses	4.9%	6.2%	3.5%
6	06. Iron Mountain Cloud Backup Service	5.5%	6.5%	5%
7	07. Laptop Replacements	3.1%	3.8%	3.4%
8	08. Mobile Workforce Smartphone App	2.8%	2.6%	3.6%
9	09. Oracle 12 Upgrade	6.4%	5.7%	7.2%

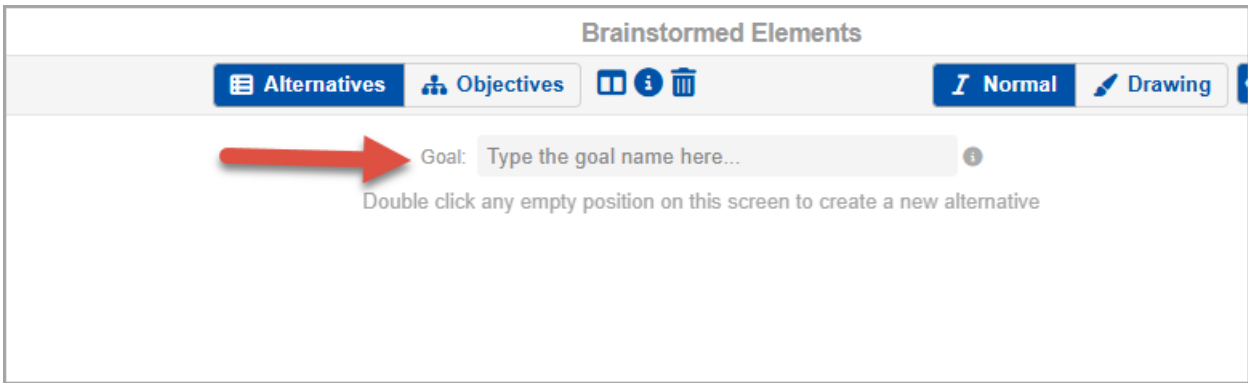
Added Count on the Participants screen

We have added the total count of participants and participants within a group.

Participants									
Email	Participant Name	Permission	Evaluation Status			Actions	Groups		
			Has ...	Evaluation Progress	Last Judgment Ti...		Manageme	SME	
<input type="checkbox"/> admin	System Manager	Project Manager	Yes	95.2% (295/310)	11/15/2022, 2:43 AM		<input type="checkbox"/>	<input type="checkbox"/>	
<input type="checkbox"/> dave@expertchoice.com	Dave	Evaluator	Yes	62.5% (25/40)	10/6/2021, 1:54 PM		<input checked="" type="checkbox"/>	<input type="checkbox"/>	
<input type="checkbox"/> kris@expertchoice.com	Kris	Evaluator	Yes	75.5% (234/310)	11/25/2021, 8:40 AM		<input checked="" type="checkbox"/>	<input type="checkbox"/>	
<input type="checkbox"/> marcia@expertchoice.com	Marcia	Evaluator	Yes	62.5% (25/40)	2/2/2021, 1:38 PM		<input checked="" type="checkbox"/>	<input type="checkbox"/>	
<input type="checkbox"/> pete@expertchoice.com	Pete	Evaluator	Yes	94.0% (234/249)	2/24/2022, 11:49 AM		<input type="checkbox"/>	<input checked="" type="checkbox"/>	
<input type="checkbox"/> steve@expertchoice.com	Steve	Evaluator	Yes	94.0% (234/249)	6/23/2022, 9:49 AM		<input type="checkbox"/>	<input checked="" type="checkbox"/>	
<input type="checkbox"/> z.bayta@expertchoice.com	Zyza Bayta	Project Manager	Yes	9.7% (30/310)	12/18/2024, 6:18 AM		<input type="checkbox"/>	<input type="checkbox"/>	
Count: 7							3	2	

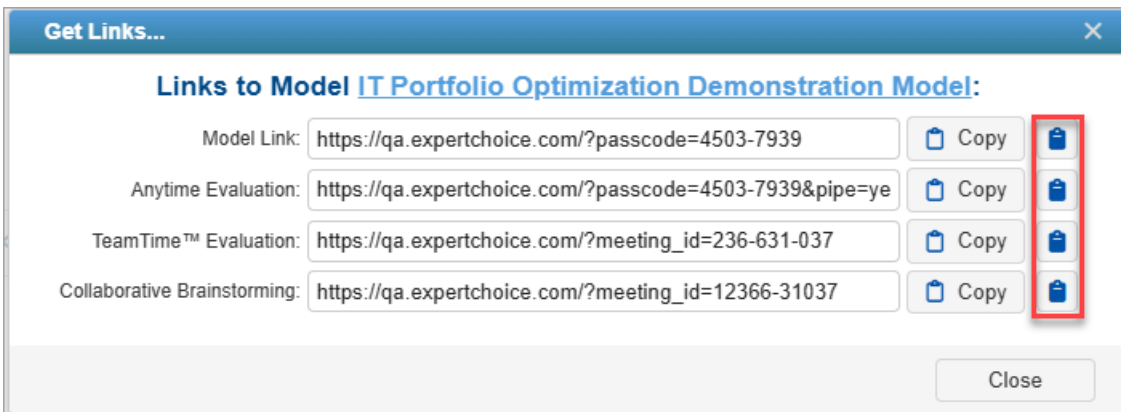
Update Goal name on CS meeting

We have added an inline editor to the Collaborative Brainstorming feature to remind users to edit and more easily rename the Goal node.



Copy Hyperlinks as Rich Texts

We have added another copy function that includes HTML tags/code to ensure proper formatting when pasted into a rich text editor.



Sample copied link:

```
<a href='https://comparison.expertchoice.com/?passcode=1234-5678'>IT Portfolio Optimization Demonstration Model</a>
```

When pasted into a rich text editor, it will appear as:[IT Portfolio Optimization Demonstration Model](https://comparison.expertchoice.com/?passcode=1234-5678)

Menu and Heading changes

- Renamed "TeamTime Brainstorming" to "Collaborative Brainstorming"
- Renamed the "Participants" page to "Participants and Groups"
- Added Heading on the Alternatives and Objectives pages
- Hide the "Close browser or tab" option on the "after collect input" settings