

July 2, 2021

July 2, 2021 | Version 6.2.1.42603

Features and Enhancements


1. Combined Reports Generator Enhancements

Added an option to select the reports to include in the combined report file. In the previous version, clicking the "Combined Report Generator" link will immediately download all the reports.

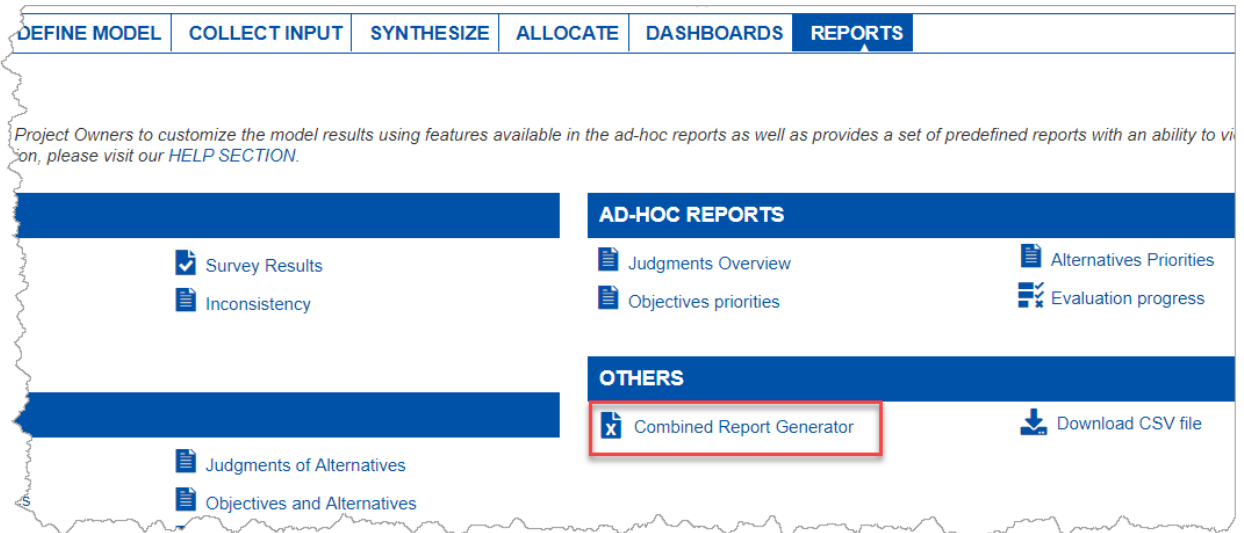
Combined Report Generator

Select Reports to include:

- Select/Deselect All
- Model Description
- Objectives
- Objectives Descriptions
- Alternatives
- Alternatives Descriptions
- Contributions
- Participants List
- Measurement Methods
- Survey Results
- Inconsistency
- Consensus View
- Resource Aligner

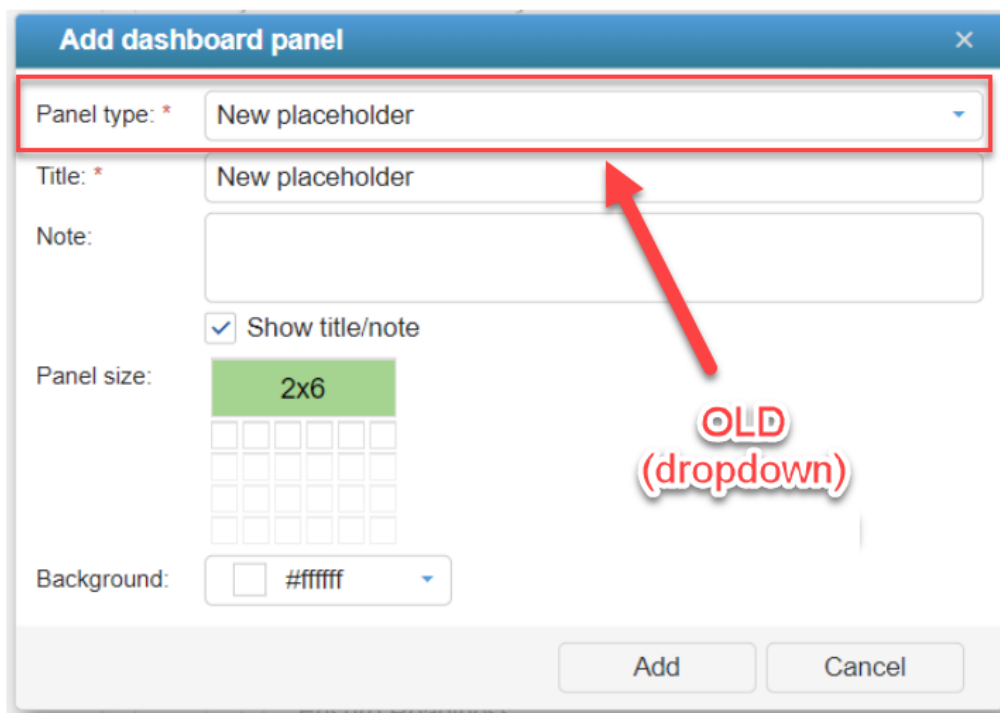
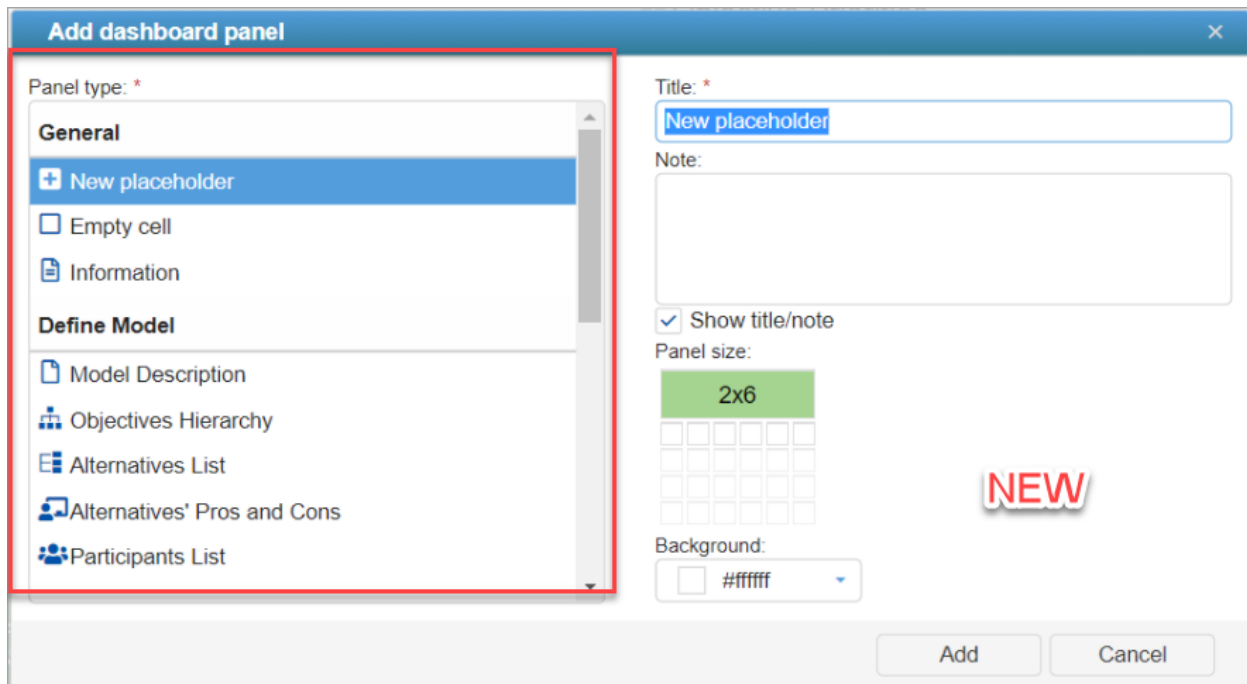
 Download report (.xlsx)

This is found on Reports > Others:



2. Improved Dashboard's Add/Edit interface

Improved the dialog box for adding/editing the dashboard panels. The panel type section is moved to the left and is clickable instead of a drop-down select.



3. Updated controls for Measurement Methods and Default Scales for improved user interface and consistency

The controls on Measurement Methods and Default Scales pages are updated to improve the look and feel of the grid and buttons, etc.

For Objectives		For Alternatives		All				Manage Scales	
Measurement Methods									
Measure Objectives/Alternatives With Respect To	Measurement Type Default (A): Rating Scale	Measurement Scale	Action	# Of Elements In Cluster	# Of Judgmen Total:				
[-] Goal: Optimize IT Portfolio To Improve Performance	Pairwise Compariso			5	(5-1)+(5				
[-] Leverage Knowledge	Pairwise Compariso			3	3*(3-1				
[-] Vendor/Partner Access	Rating Scale	Scale for Vendor/Pai		16	1				
[-] Customer Access/Service	Rating Scale	Scale for Customer /		16	1				
[-] Internal Access	Rating Scale	Scale for Internal Ac		16	1				
[-] Improve Organizational Efficiency	Pairwise Compariso			4	4*(4-1				
[-] Improve Service Efficiencies	Rating Scale	Scale for Improve St		16	1				
[-] Leverage Purchasing Power	Rating Scale	Scale for Leverage F		16	1				
[-] Improve Time to Market	Rating Scale	Scale for Improve Ti		16	1				
[-] Manage Resources	Rating Scale	Scale for Manage R		16	1				

4. Changed the selected tab color to blue

Updated the selected tab background color to blue to make it more obvious.

Description

Model Details

Comparison® Model Name: *

Model description:

5. New legend added to Objectives Hierarchy View

