

Model Specification

The Model Specification displays all the formulas defined in the optimization.

Scenario: Show: Mode: Decimals:

Model Specification [IT Portfolio Optimizatio...] – Comparion® for scenario "Default Scenario"

Model Specifications

Default Scenario

	Musts	Must Notes	Custom Constraints	Dependencies	Groups	Funding Pools	Risks
Defined:	<input type="checkbox"/>	<input type="checkbox"/>	<input checked="" type="checkbox"/>	<input checked="" type="checkbox"/>	<input checked="" type="checkbox"/>	<input checked="" type="checkbox"/>	<input checked="" type="checkbox"/>
Ignore:	<input type="checkbox"/>	<input type="checkbox"/>	<input type="checkbox"/>	<input type="checkbox"/>	<input type="checkbox"/>	<input checked="" type="checkbox"/>	<input checked="" type="checkbox"/>
Base Case Includes:	<input type="checkbox"/>	<input type="checkbox"/>	<input type="checkbox"/>	<input type="checkbox"/>	<input checked="" type="checkbox"/>	<input type="checkbox"/>	<input type="checkbox"/>

Maximize Benefits

0.664 * A18 + 0.680 * A17 + 0.763 * A16 + 0.884 * A15 + 0.538 * A14 + 0.657 * A13 + 0.653 * A12 + 1.000 * A11 + 0.542 * A10 + 0.697 * A9 + 0.417 * A8 + 0.438 * A7 + 0.633 * A6 + 0.635 * A5 + 0.727 * A4 + 0.616 * A3 + 0.733 * A2 + 0.709 * A1

Budget Constraint

<= 12,500

Custom Constraints

"PM": 1.000 * A11 + 0.500 * A2 + 1.000 * A4 + 1.000 * A15 + 0.000 * A16 + 1.000 * A6 + 0.000 * A17 + 0.000 * A9 + 0.000 * A18 + 3.000 * A5 + 0.000 * A1 + 1.000 * A12 + 0.500 * A13 + 0.500 * A3 + 0.000 * A10 + 0.000 * A14 + 0.500 * A8 + 0.000 * A7 <= 5.00 - SOFT CONSTRAINT
 "Long": 1.000 * A1 + 1.000 * A14 + 1.000 * A16 >= 3.00
 "Medium": 1.000 * A3 + 2.000 * A4 + 1.000 * A7 + 1.000 * A8 + 1.000 * A11 + 1.000 * A13 + 1.000 * A17 + 1.000 * A18 >= 3.00
 "Short": 1.000 * A2 + 1.000 * A5 + 1.000 * A6 + 1.000 * A9 + 1.000 * A10 + 1.000 * A12 + 1.000 * A15 >= 3.00

Dependencies

A9 Depends On A4
 A13 and A7 are Mutually Exclusive
 A11 and A12 are Mutually Exclusive
 A10 and A4 are Mutually Dependent

Groups

"Customer service call center - activity levels": Exactly 1 of the following: A16, A17, A18

Funding Pools

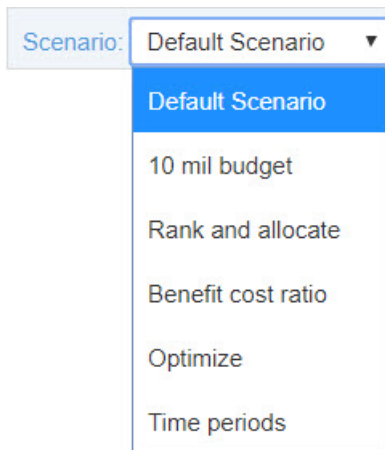
"Procurement": 1,000 * "A11" + 4,000 * "A15" + 500 * "A2" + 1,400 * "A16" + 300 * "A12" + 430 * "A6" + 4,000 * "A4" + 120 * "A5" + 150 * "A13" + 990 * "A1" + 500 * "A10" + 1,000 * "A14" + 200 * "A3" + 230 * "A8" + 1,000 * "A7" + 1,400 * "A17" + 1,400 * "A18" <= 9,000
 "R&D": 500 * "A11" + 1,500 * "A15" + 500 * "A2" + 1,000 * "A9" + 500 * "A16" + 400 * "A12" + 430 * "A6" + 220 * "A4" + 120 * "A5" + 150 * "A13" + 990 * "A1" + 200 * "A10" + 2,000 * "A14" + 500 * "A3" + 230 * "A8" + 1,000 * "A7" + 500 * "A17" + 500 * "A18" <= 6,000
 "O&M": 300 * "A11" + 1,400 * "A15" + 500 * "A2" + 1,400 * "A9" + 4,000 * "A16" + 500 * "A12" + 430 * "A6" + 120 * "A5" + 150 * "A13" + 990 * "A1" + 1,000 * "A10" + 2,100 * "A14" + 1,000 * "A3" + 230 * "A8" + 1,000 * "A7" + 4,000 * "A17" + 4,000 * "A18" <= 7,000

Alternatives Legend:

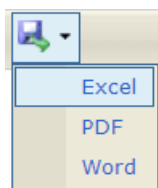
A1 01. Cloud Migration (Vendor selected in separate model)

A2	02. Cisco Routers
A3	03. Desktop Replacements
A4	04. EMC VMAX Enterprise Storage
A5	05. Firewall and Antivirus Licenses
A6	06. Iron Mountain Cloud Backup Service
A7	07. Laptop Replacements
A8	08. Mobile Workforce Smartphone App
A9	09. Oracle 12 Upgrade
A10	10. PeopleSoft Upgrade
A11	11. Salesforce.com Corporate Portal
A12	12. Building access system upgrade
A13	13. Sales Force Laptops
A14	14. SRDF Site/Service

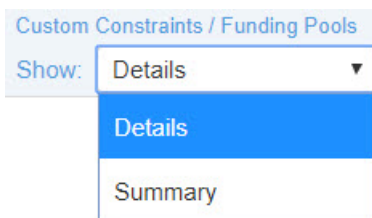
You can select a scenario using the scenario drop-down.



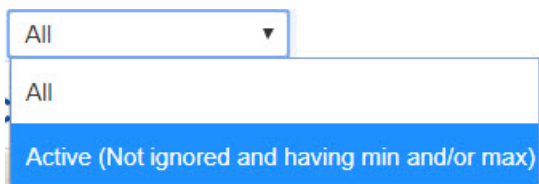
You can download the report in different formats:



For Custom Constraints and Funding Pools, you can select the summary or detailed information:



You can also select All or Active.



Active Custom Constraints and Funding Pools are those that are not ignored and have minimum and/or maximum specifications.
