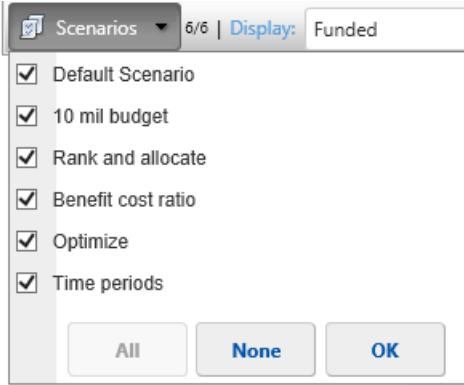


Scenario Comparisons

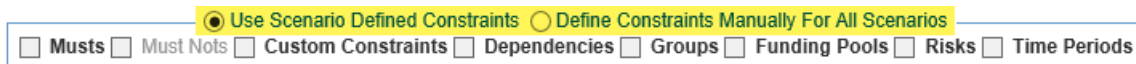
Scenario Comparisons lets you view several scenarios side by side, making it easy to compare the alternatives properties, objective priorities, and constraints side by side.

You can select the scenarios to display using the Scenarios drop-down:



When there is more than one selected scenario, you can use the radio buttons:

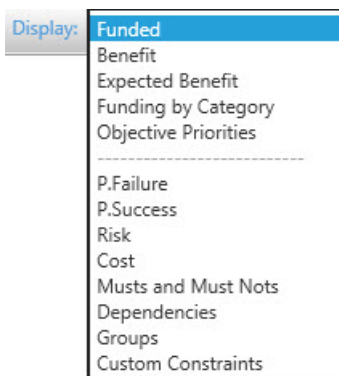
- **Use the Scenario defined Constraints** - to use the defined constraints on each scenario, or
- **Define Constraints Manually for All Scenarios** - temporarily apply the ignore and base case settings for all of the selected scenarios defined on the page



By default, the Comparison is the Funded alternatives displayed in Grid View:

Scenario Name:		Default Scenario	10 mil budget	Rank and allocate	Benefit cost ratio	Optimize	Time periods
Description:							
Budget:		12,500	12,500	12,500	12,500	12,500	12,500
% Effective:		71.27%	78.9%	78.9%	81.2%	81.2%	67.43%
Funded Cost		11,085	11,835	11,835	12,455	12,455	11,745
No.	Alternative Name ▲	Funded					
1	01. Cloud Migration (Vendor selected in separate model)	Yes	Yes	Yes	Yes	Yes	Yes
2	02. Cisco Routers	Yes	Yes	Yes	Yes	Yes	Yes
3	03. Desktop Replacements	Yes	Yes	Yes	Yes	Yes	
4	04. EMC VMAX Enterprise Storage						
5	05. Firewall and Antivirus Licenses	Yes	Yes	Yes	Yes	Yes	Yes
6	06. Iron Mountain Cloud Backup Service	Yes	Yes	Yes	Yes	Yes	Yes
7	07. Laptop Replacements				Yes	Yes	
8	08. Mobile Workforce Smartphone App	Yes	Yes	Yes	Yes	Yes	Yes
9	09. Oracle 12 Upgrade		Yes	Yes	Yes	Yes	Yes
10	10. PeopleSoft Upgrade				Yes	Yes	Yes

You can select another attribute to compare:



Depending on the attribute being compared, you can display the comparisons in Grid, Column Chart, Pie Chart, or Donut Chart format:

