

Strategic Buckets

You can set up "Strategic Buckets" by designating categories for the alternatives/projects. Typical categories might include the type of project, business area addressed, time frame, level of risk, geographical region, etc.

Strategic buckets are the same as [Categorical Alternative Attributes](#).

The figure below shows a "Time frame" category with Short, Medium, and Long term category items:

Scenario: Manage Attributes | Totals: Mode: Decimals:

Strategic Buckets for Model "IT Portfolio Optimization - 2019 (2)" ("Default Scenario")

Search:

No ▲	Alternative	Funded	Total	Costs	Time Frame	Sponsor
1	01. Cloud Migration (Vendor selected in separate model)	Yes	0.532	990	Long	Systems Analysis
2	02. Cisco Routers	Yes	0.550	500	Short	Network Adminis
3	03. Desktop Replacements	Yes	0.462	800	Medium	IT Mgmt/Adminis
4	04. EMC VMAX Enterprise Storage		0.546	4,220	Medium	IT Mgmt/Adminis
5	05. Firewall and Antivirus Licenses	Yes	0.477	120	Short	IT Security
6	06. Iron Mountain Cloud Backup Service	Yes	0.475	430	Short	IT Mgmt/Adminis
7	07. Laptop Replacements		0.329	1,340	Medium	IT Mgmt/Adminis
8	08. Mobile Workforce Smartphone App	Yes	0.313	230	Medium	AppDev
9	09. Oracle 12 Upgrade		0.523	1,890	Short	AppMgmt
10	10. PeopleSoft Upgrade		0.406	1,670	Short	AppMgmt
11	11. Salesforce.com Corporate Portal	Yes	0.750	1,345	Medium	User Support / S
12	12. Building access system upgrade		0.490	2,300	Short	IT Security
13	13. Sales Force Laptops	Yes	0.493	150	Medium	IT Mgmt/Adminis
14	14. SRDF Site/Service	Yes	0.403	3,440	Long	IT Mgmt/Adminis
15	15. Multi factor authentication	Yes	0.663	2,100	Short	IT Security
16	16a. Customer Service Call Center - Gold	Yes	0.572	980	Long	User Support / S
17	16b. Customer Service Call Center - Silver		0.510	890	Medium	User Support / S
18	16c. Customer Service Call Center - Bronze		0.498	800	Medium	User Support / S

Click **Manage Attributes** to manage the Strategic Buckets:

Manage Attributes

Attributes:

Attribute Name	Type	Categories / Default value	Action
Time Frame	Categorical	Long, Medium, Short	
Sponsor	Categorical	AppDev, AppMgmt, IT Mgmt/Administration, IT Security, Network Administration, Systems Analysis / Architecture, User Support / Services	
<input type="text"/>	Categorical		

Here you see the existing alternative attributes with their categories. You can add, edit, and delete attributes and categories.

Expert Choice Comparison® Help Document

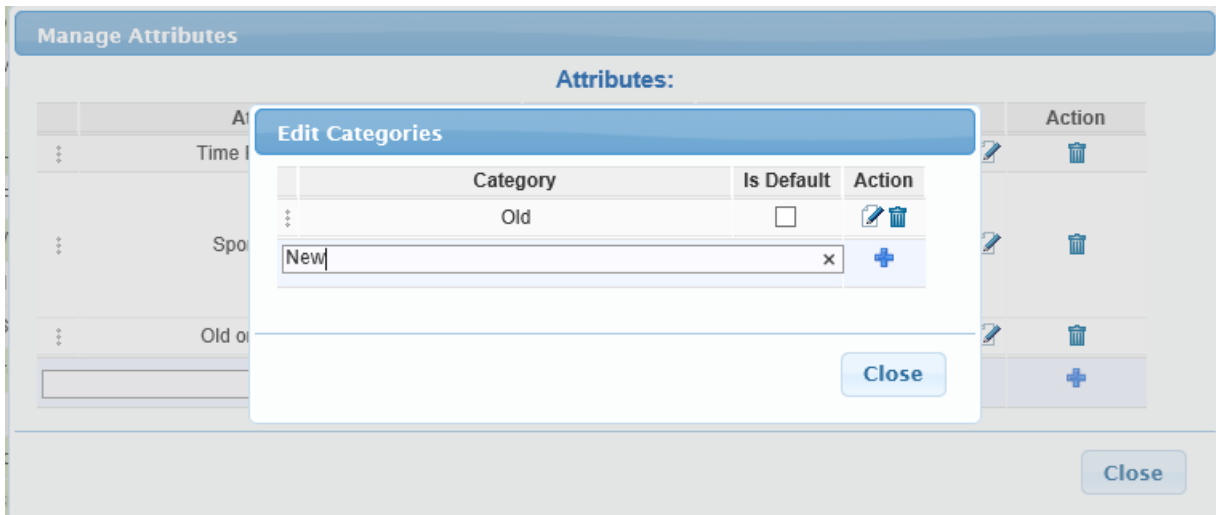
To add a new attribute, simply enter the attribute name on the text field provided.

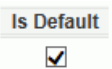


A screenshot of a text input field containing the text "Old or New" followed by a small 'x' icon. To the right of the input field is a dropdown menu with the word "Categorical" and a downward arrow. Further to the right is a blue plus sign icon.

You can click the  icon or press the Enter key to save the attribute.

A new prompt will appear where you can add the categories: Old or New



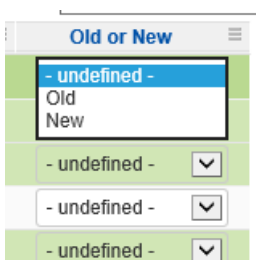
You can specify the default category by checking the  check box.

Click Close.

The default category has **bold** font.

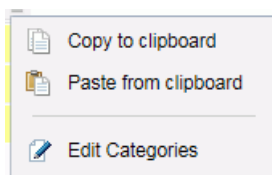
The added category will then be added as a new column.

You can assign the category to an alternative by clicking the drop-down and selecting the category.



Or you can use the Paste option to assign categories to alternatives/projects by pasting data copied from other sources (e.g., notepad, spreadsheet, etc.).

Click  to show the copy and paste options:



Edit Categories is a shortcut to open the categories dialog box.

You can create **Custom Constraints** from Strategic buckets (Categorical Alternative Attributes). Custom constraints created from an attribute will create one custom constraint for each category defined (e.g., for the attribute "Time Frame" the categories are Long, Medium, and Short).
